





DOSAGE	SUBSTRATE	pH VALUE	EC VALUE	TANK CONTENT	COUNTRY
ml/liter	Coco	5.5 - 6.0	1.2 - 2.8		Canada 




BASE NUTRIENTS

PRODUCT	GROWTH		FLOWERING							
	Growth	Growth	Early Bloom	Early Bloom	Bloom	Bloom	Early ripening	Early ripening	Ripening	Ripening
 B'cuzz Coco A	1 - 2 ml	1.5 - 2.5 ml	2 - 3 ml	2.4 - 3.4 ml	2.3 - 3.3 ml	2.2 - 3.2 ml	2.1 - 3.1 ml	2 - 3 ml	2 - 3 ml	water
 B'cuzz Coco B	1 - 2 ml	1.5 - 2.5 ml	2 - 3 ml	2.4 - 3.4 ml	2.3 - 3.3 ml	2.2 - 3.2 ml	2.1 - 3.1 ml	2 - 3 ml	2 - 3 ml	water
 B'cuzz CalMag	0.3 - 0.6 ml	0.3 - 0.6 ml	0.2 - 0.4 ml	0.2 - 0.4 ml	0.1 - 0.3 ml	0.1 - 0.3 ml	0.1 - 0.2 ml	0.1 - 0.2 ml	0.1 - 0.2 ml	water

BLOOMING PRODUCTS

 B'cuzz PK 13-14			0.5 - 1 ml	0.5 - 1 ml	0.6 - 1.2 ml	0.6 - 1.2 ml	0.7 - 1.4 ml	0.7 - 1.4 ml	0.7 - 1.4 ml	water
---------------------------------------------------------------------------------------------------	--	--	------------	------------	--------------	--------------	--------------	--------------	--------------	-------

ADDITIVES

 B'cuzz Growth		0.5 ml								water
 B'cuzz Bloom			0.5 - 1 ml	0.5 - 1 ml	0.5 - 1 ml	0.5 - 1 ml	0.5 - 1 ml	0.5 - 1 ml	0.5 - 1 ml	water
 B'cuzz Root	1 ml	0.5 - 1 ml								water



**Disclaimer**

- Use nutrition with every watering
- This growing schedule has been compiled for different types of flower and fruit-bearing plants.
- The duration of the indicated periods depends on the plant species.

- All stated doses are indications and depend on type of plant, plant conditions, environment and light intensity.
- Always be guided by the EC when adjusting the doses.

- Fertilise in all irrigations if the irrigation system is automatic. Use ATA clean in a couple of irrigations every week at a dosage of 0,1 ml/l to clean pumps, filters, drippers, tanks, pipes.