








DOSAGE	SUBSTRATE	pH VALUE	EC VALUE	TANK CONTENT
ml/liter	Soil	5.8 - 6.5	1.2 - 2.8	

PRODUCT	GROWTH		FLOWERING								water	
	Growth	Growth	Early Bloom	Early Bloom	Bloom	Bloom	Early ripening	Early ripening	Ripening	Ripening		
 ATA Terra Leaves	2 - 4 ml	3 - 5 ml										water
 ATA Terra Max			3 - 5 ml	3 - 5 ml	3 - 5 ml	3 - 5 ml	3 - 5 ml	3 - 5 ml	3 - 5 ml	3 - 5 ml		water
 ATA CalMag	0.4 - 0.8 ml	0.3 - 0.7 ml	0.3 - 0.7 ml	0.3 - 0.6 ml	0.3 - 0.6 ml	0.2 - 0.5 ml	0.2 - 0.5 ml	0.2 - 0.4 ml	0.2 - 0.4 ml			water
 ATA PK 13-14			0.6 - 1.2 ml	0.7 - 1.4 ml	0.8 - 1.6 ml	0.9 - 1.8 ml	1 - 2 ml	1 - 2 ml	1 - 2 ml			water
 ATA Rootfast	1 ml	1 ml										water
 ATA XL			1 ml	1 ml	1 ml	1 ml	1 ml	1 ml	1 ml	1 ml		water
 Atazyme		1 ml	1 ml	1 ml	1 ml	1 ml	1 ml	1 ml	1 ml	1 ml		water

BASE NUTRIENTS EC++

BLOOMING PRODUCTS EC+

BOOSTERS & STIMULATORS EC 0+

ADDITIVES



**Disclaimer**

- Use nutrition with every watering
- This growing schedule has been compiled for different types of flower and fruit-bearing plants.
- The duration of the indicated periods depends on the plant species.

- All stated doses are indications and depend on type of plant, plant conditions, environment and light intensity.
- Always be guided by the EC when adjusting the doses.

- Fertilise in all irrigations if the irrigation system is automatic. Use ATA clean in a couple of irrigations every week at a dosage of 0,1 ml/l to clean pumps, filters, drippers, tanks, pipes.