








This schedule is recommended as a general guideline for product usage. Take local biotic and abiotic conditions into account when using this schedule.



	ROOTING PHASE	GROWTH PHASE	EARLY BLOOM PHASE	BLOOM PHASE	RIPENING PHASE
 1-COMPONENT	1 - 3 ml/L	2 - 4 ml/L	3 - 5 ml/L	3 - 5 ml/L	3 - 5 ml/L
 ROOT STIMULATOR	0,5 - 1 ml/L	---	---	---	---
 SOIL BOOSTER UNI	---	0,1 - 0,5 ml/L	0,1 - 0,5 ml/L	---	---
 BLOOM STIMULATOR	---	---	0,5 - 1 ml/L	0,5 - 1 ml/L	0,5 - 1 ml/L
 BLOSSOM BUILDER LIQUID	---	---	0,25 - 0,5 ml/L	0,25 - 0,5 ml/L	0,25 - 0,5 ml/L
 SILIC BOOST	0,1 ml/L	0,1 ml/L	0,1 ml/L	0,1 ml/L	0,1 ml/L
 ATA ATAZYME	---	1 - 3 ml/L	1 - 3 ml/L	1 - 3 ml/L	1 - 3 ml/L