

This schedule is recommended as a general guideline for product usage. Take local biotic and abiotic conditions into account when using this schedule.








ROOTING PHASE

GROWTH PHASE

EARLY BLOOM PHASE

BLOOM PHASE

RIPENING PHASE

	COCO MAX	A: 1 - 2 ml/L B: 1 - 2 ml/L	A: 3 - 4 ml/L B: 3 - 4 ml/L	A: 3 - 4 ml/L B: 3 - 4 ml/L	A: 3 - 4 ml/L B: 3 - 4 ml/L	A: 3 - 4 ml/L B: 3 - 4 ml/L
	ROOTFAST	1 ml/L	---	---	---	---
	ATAZYME	---	1 - 3 ml/L	1 - 3 ml/L	1 - 3 ml/L	1 - 3 ml/L
	BLOOMBASTIC	---	---	0,5 - 1 ml/L	0,5 - 1 ml/L	0,5 - 1 ml/L
	B'CUZZ SILIC BOOST	0,1 ml/L	0,1 ml/L	0,1 ml/L	0,1 ml/L	0,1 ml/L